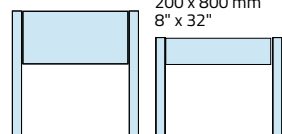


Post and Panel / Monolith

a = Ground sleeves  
b = Feet for concrete  
c = Extended posts (app. 900 mm)

Width 800 mm / 32"

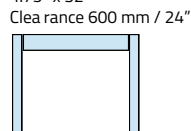
a: 61101--  
c: 611301--  
400 x 800 mm  
15.7" x 32"



Post and panel Sign  
Panel: 1  
Post: 2/Ø= 70 mm / 2.75"  
Windload A1, A2, B1, B2

a: 611007--  
c: 611207--  
200 x 800 mm  
8" x 32"

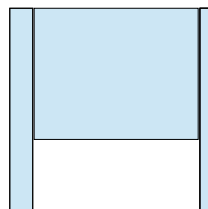
a: 611006--  
c: 611206--  
120 x 800 mm  
4.75" x 32"



Post and panel Sign  
Panel: 1  
Post: 2/Ø= 70 mm / 2.75"  
Windload A1, A2, B1, B2

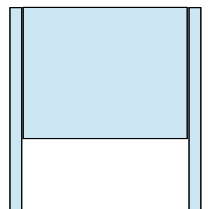
Width 1250 mm / 50"

b: 611021--  
1000 x 1250 mm  
40" x 50"



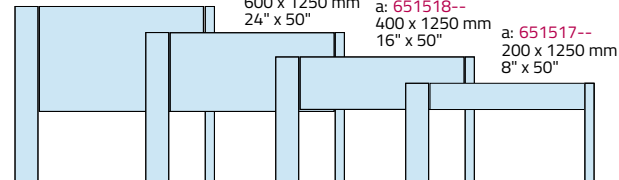
Post and panel Sign  
Panel: 1  
Post: 1/Ø= 90 mm / 3.5" & 1/ID 175 mm / 6.875"  
Windload A1, A2, B1, B2

b: 611016--  
c: 611216--  
1000 x 1250 mm  
40" x 50"



Post and panel Sign  
Panel: 1  
Post: 2/Ø= 90 mm / 3.5"  
Windload A1, A2, B1, B2

a: 611020--  
800 x 1250 mm  
32" x 50"



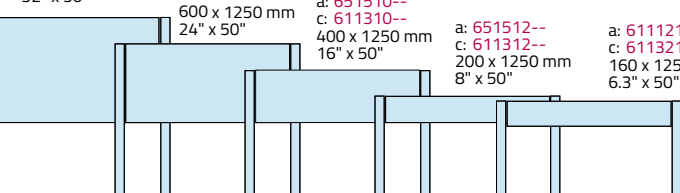
Post and panel Sign  
Panel: 1  
Post: 1/Ø= 70 mm / 2.75" & 1/ID 175 mm / 6.875"  
Windload A1, A2, B1, B2

a: 611019--  
600 x 1250 mm  
24" x 50"

a: 651518--  
400 x 1250 mm  
16" x 50"

a: 651517--  
200 x 1250 mm  
8" x 50"

a: 611015--  
c: 611215--  
800 x 1250 mm  
32" x 50"



Post and panel Sign  
Panel: 1  
Post: 2/Ø= 70 mm / 2.75"  
Windload A1, A2, B1, B2


a: 611014--  
c: 611214--  
600 x 1250 mm  
24" x 50"

a: 651510--  
c: 611310--  
400 x 1250 mm  
16" x 50"


a: 651512--  
c: 611312--  
200 x 1250 mm  
8" x 50"

a: 611121--  
c: 611321--  
160 x 1250 mm  
6.3" x 50"


Totem



b: 621080xx  
900 x 175 mm  
35" x 6.875"



c: 621081xx  
900 x 175 mm  
35" x 6.875"  
Digged into ground



b: 621082xx  
1300 x 250 mm  
51" x 9.875"


(Height fits 611020-- and 611015--)



c: 621084xx  
1300 x 250 mm  
51" x 9.875"  
Digged into ground

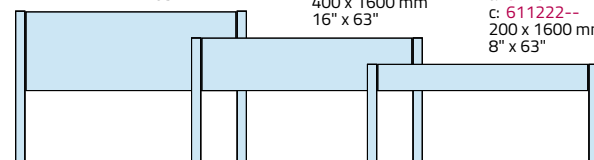
Width 1600 mm / 63"

b: 611025--  
c: 611225--  
1000 x 1600 mm  
40" x 63"



Post and panel Sign  
Panel: 1  
Post: 2/Ø= 90 mm / 3.5"  
Windload A1, A2, B1, B2.

a: 611024--  
c: 611224--  
600 x 1600 mm  
24" x 63"



Post and panel Sign  
Panel: 1  
Post: 2/Ø= 70 mm / 2.75"  
Windload A1, A2, B1, B2

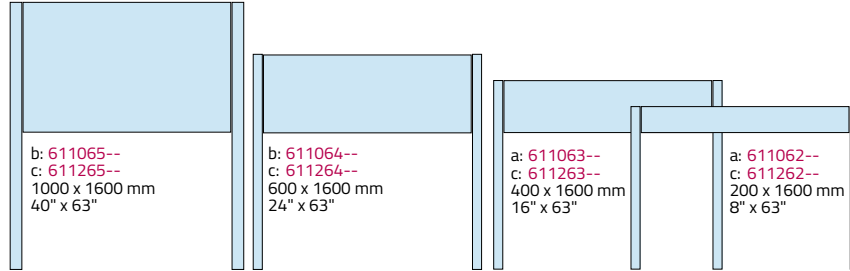
a: 611023--  
c: 611223--  
400 x 1600 mm  
16" x 63"

a: 611022--  
c: 611222--  
200 x 1600 mm  
8" x 63"

Material	Aluminium
Colours	All standard colours
Texting of panels	All texting technologies

Post and Panel

Width 1600 mm / 63"



b: 611065--  
c: 611265--  
1000 x 1600 mm  
40" x 63"

Post and panel Sign  
Panel: 1  
Post: 2/∅= 90 mm / 3.5"  
Windload A1, A2, B1

b: 611064--  
c: 611264--  
600 x 1600 mm  
24" x 63"

Post and panel Sign  
Panel: 1  
Post: 2/∅= 70 mm / 2.75"  
Windload A1, A2, B1, B2

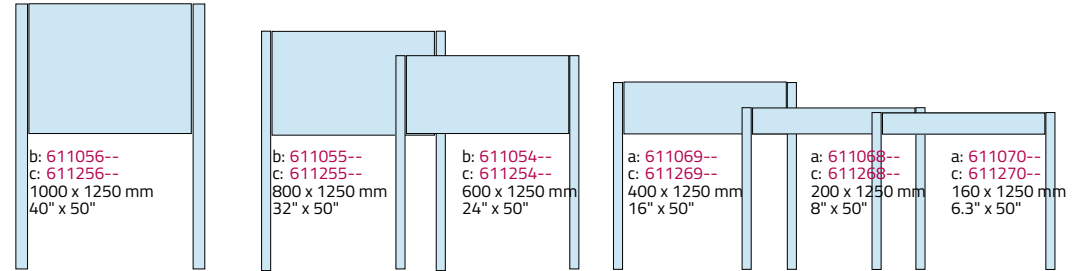
a: 611063--  
c: 611263--  
400 x 1600 mm  
16" x 63"

Post and panel Sign  
Panel: 1  
Post: 2/∅= 70 mm / 2.75"  
Windload A1, A2, B1, B2

a: 611062--  
c: 611262--  
200 x 1600 mm  
8" x 63"

Post and panel Sign  
Panel: 1  
Post: 2/∅= 70 mm / 2.75"  
Windload A1, A2, B1, B2

Width 1250 mm / 50"



b: 611056--  
c: 611256--  
1000 x 1250 mm  
40" x 50"

Post and panel Sign  
Panel: 1  
Post: 2/∅= 90 mm / 3.5"  
Windload A1, A2, B1, B2

b: 611055--  
c: 611255--  
800 x 1250 mm  
32" x 50"

Post and panel Sign  
Panel: 1  
Post: 2/∅= 70 mm / 2.75"  
Windload A1, A2, B1, B2

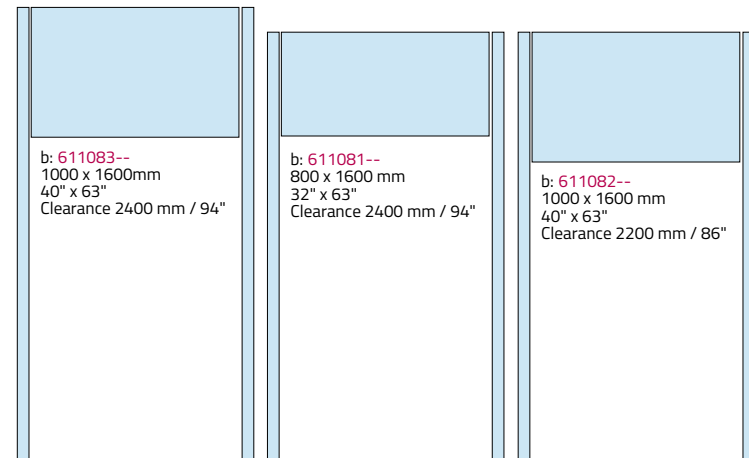
b: 611054--  
c: 611254--  
600 x 1250 mm  
24" x 50"

Post and panel Sign  
Panel: 1  
Post: 2/∅= 70 mm / 2.75"  
Windload A1, A2, B1, B2.

a: 611069--  
c: 611269--  
400 x 1250 mm  
16" x 50"

a: 611068--  
c: 611268--  
200 x 1250 mm  
8" x 50"

a: 611070--  
c: 611270--  
160 x 1250 mm  
6.3" x 50"



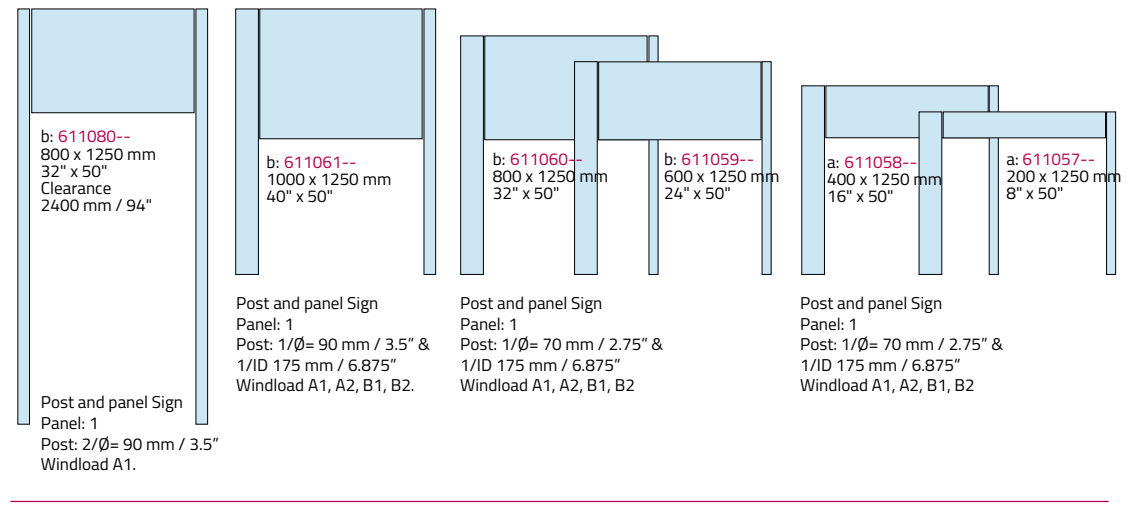
b: 611083--  
1000 x 1600mm  
40" x 63"  
Clearance 2400 mm / 94"

Post and panel Sign  
Panel: 1  
Post: 2/∅= 90 mm / 3.5"  
Windload A1.

b: 611081--  
800 x 1600 mm  
32" x 63"  
Clearance 2400 mm / 94"

Post and panel Sign  
Panel: 1  
Post: 2/∅= 90 mm / 3.5"  
Windload A1.

b: 611082--  
1000 x 1600 mm  
40" x 63"  
Clearance 2200 mm / 86"



b: 611080--  
800 x 1250 mm  
32" x 50"  
Clearance 2400 mm / 94"

Post and panel Sign  
Panel: 1  
Post: 2/∅= 90 mm / 3.5"  
Windload A1.

b: 611061--  
1000 x 1250 mm  
40" x 50"

Post and panel Sign  
Panel: 1  
Post: 1/∅= 90 mm / 3.5" &  
1/ID 175 mm / 6.875"  
Windload A1, A2, B1, B2.

b: 611060--  
800 x 1250 mm  
32" x 50"

Post and panel Sign  
Panel: 1  
Post: 1/∅= 70 mm / 2.75" &  
1/ID 175 mm / 6.875"  
Windload A1, A2, B1, B2

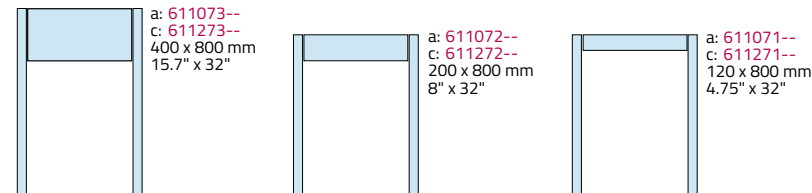
b: 611059--  
600 x 1250 mm  
24" x 50"

a: 611058--  
400 x 1250 mm  
16" x 50"

Post and panel Sign  
Panel: 1  
Post: 1/∅= 70 mm / 2.75" &  
1/ID 175 mm / 6.875"  
Windload A1, A2, B1, B2

a: 611057--  
200 x 1250 mm  
8" x 50"

Width 800 mm / 32"



a: 611073--  
c: 611273--  
400 x 800 mm  
15.7" x 32"

Post and panel Sign  
Panel: 1  
Post: 2/∅=70 mm / /2.75"  
Windload A1, A2, B1 and B2.

a: 611072--  
c: 611272--  
200 x 800 mm  
8" x 32"

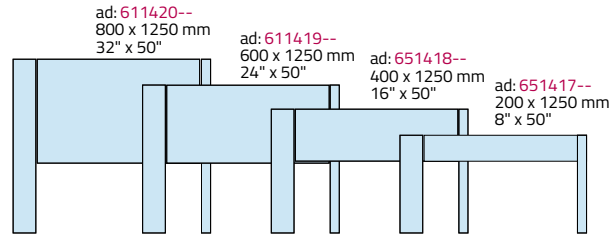
a: 611071--  
c: 611271--  
120 x 800 mm  
4.75" x 32"

Material	Aluminium
Colours	All standard colours
Texting of panels	All texting technologies

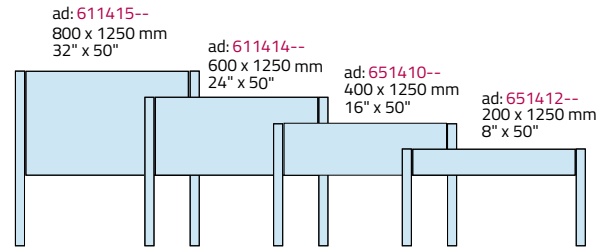
Post and Panel / Monolith

a: = Ground sleeves  
d: = Internal illumination

Width 1250 mm / 50"

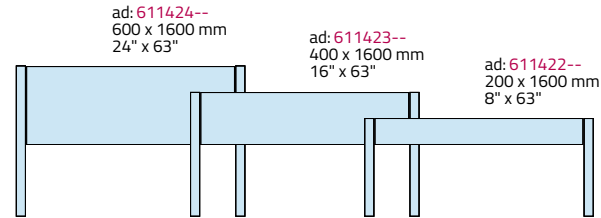


Post and panel Sign  
Panel: 1  
Post: 1/∅= 70 mm / 2.75" & 1/ID 175 mm / 6.875"  
Windload A1, A2, B1, B2



Post and panel Sign  
Panel: 1  
Post: 2/∅= 70 mm / 2.75"  
Windload A1, A2, B1, B2

Width 1600 mm / 63"



Post and panel Sign  
Panel: 1  
Post: 2/∅= 70 mm / 2.75"  
Windload A1, A2, B1, B2

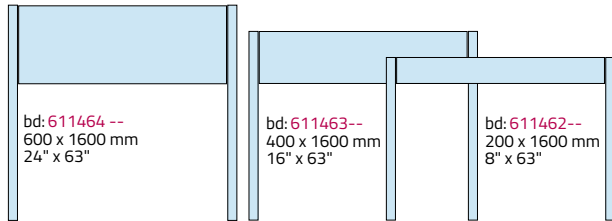
Material	Aluminium
Colours	All standard colours
Texting of panels	All texting technologies

In order to create the correct light area, it is mandatory to use the product templates

Post and Panel

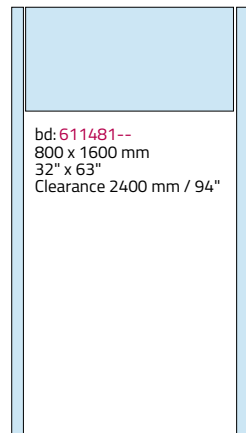
a: = Ground sleeves  
b: = Feet for concrete  
d: = Internal illumination

Width 1600 mm / 63"



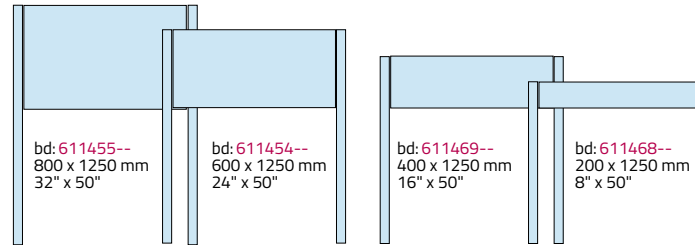
Post and panel Sign  
Panel: 1  
Post: 2/∅= 70 mm / 2.75"  
Windload A1, A2, B1, B2

Post and panel Sign  
Panel: 1  
Post: 2/∅= 70 mm / 2.75"  
Windload A1, A2, B1, B2



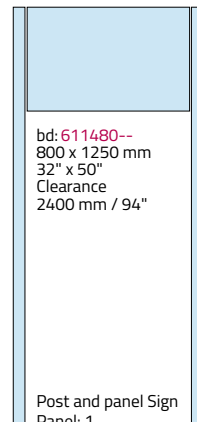
Post and panel Sign  
Panel: 1  
Post: 2/∅= 90 mm / 3.5"  
Windload A1.

Width 1250 mm / 50"

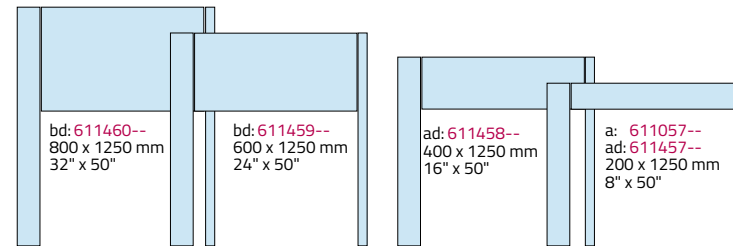


Post and panel Sign  
Panel: 1  
Post: 2/∅= 70 mm / 2.75"  
Windload A1, A2, B1, B2

Post and panel Sign  
Panel: 1  
Post: 2/∅= 70 mm / 2.75"  
Windload A1, A2, B1, B2.



Post and panel Sign  
Panel: 1  
Post: 2/∅= 90 mm / 3.5"  
Windload A1.



Post and panel Sign  
Panel: 1  
Post: 1/∅= 70 mm / 2.75" &  
1/ID 175 mm / 6.875"  
Windload A1, A2, B1, B2

Post and panel Sign  
Panel: 1  
Post: 1/∅= 70 mm / 2.75" &  
1/ID 175 mm / 6.875"  
Windload A1, A2, B1, B2

Material	Aluminium
Colours	All standard colours
Texting of panels	All texting technologies

In order to create the correct light area, it is mandatory to use the product templates